



Mod. **W&D**

Wet&Dry Sampler – V2

Highlighted specs

- Self-registering positioning system
- For all environmental conditions (ice, snow, salinity, sand, high and slow temperature)
- Compact and light design in anodized aluminum, easy to move
- Available with auto power by solar panel
- High durability
- Easy to use and install
- According to **CE** norms

The Wet&Dry is a **passive sampler** used for the **collection of the atmospheric dust and bathed depositions**, generated from the rainy and snowy precipitations (wet) and from the dust depositions (dry) **realized in accordance to the European legislation 2004/107/CE**.

The wet and dry deposition can be distinguished collected in two or more separate containers removable for subsequent analyses, thanks to the sensor that in case of rain, closes the collector of the dry depositions and opens the one of the wet depositions.

The sampler is equipped with heating system both for the rain sensor and rain gauge that detects also snowy events, ice or hail, (only with optional primary power supply). Revised with a robust mechanical, it now offers the status of contacts for analysis on time bases. Such shrewdness allows the sampler Nesa Wet&Dry to be **particularly adapted in all the environmental conditions (- 30 ÷ +70°C)**.

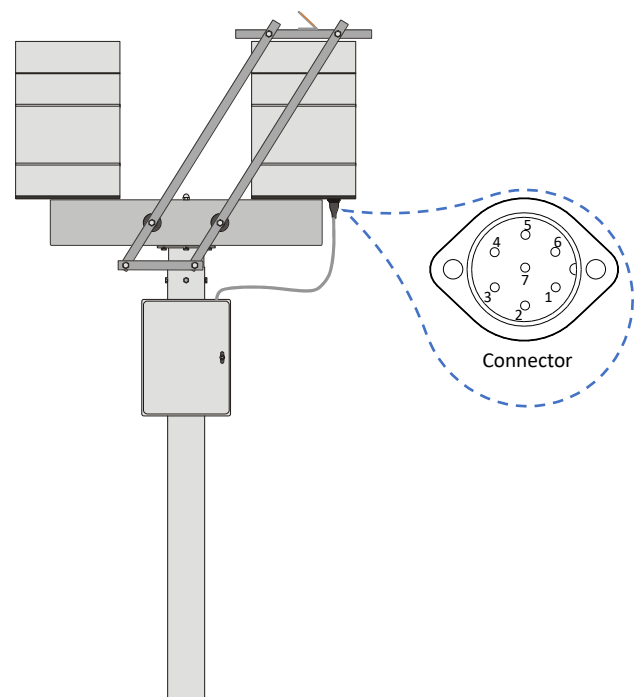
The use of materials like the anodized aluminium and stainless steel, guarantees an excellent resistance against corrosion due to the atmospheric agents, assuring a high durability.

It's **also available in the solar panel version** for one totally independent power, or primary 220Vac.

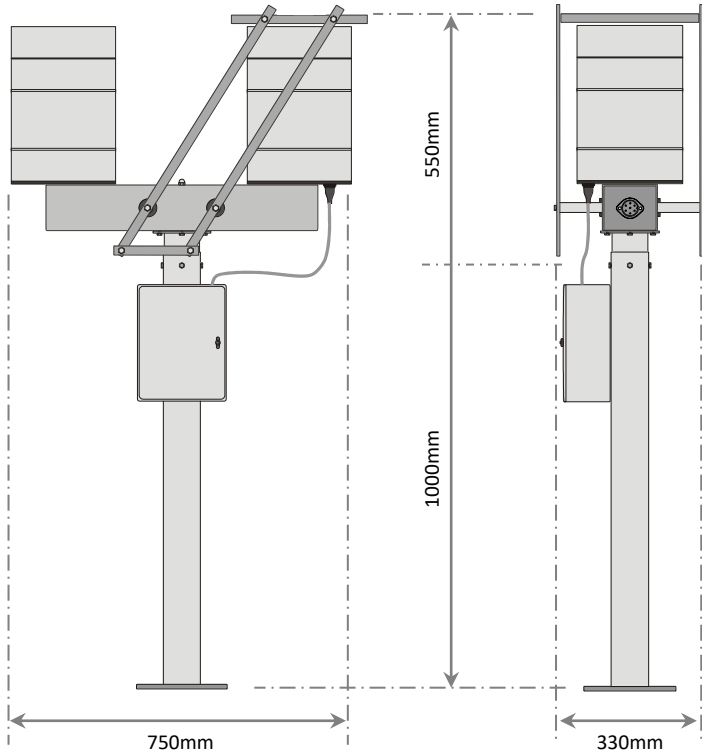
Sampler tank capacity	Dry depositions: extractable borosilicate glass container (inorganic or organic pollutant) dim. approx: $\varnothing=23\text{cm}$ $h=3\text{cm}$ $S=400\text{cm}^2$ Wet depositions: connection basin in accordance with WMO built in plastic material PEHD-A with typical capacity of 10lt
Output signal	State of opening wet/dry container trough relay contacts
Rain presence transducer	With heater deactivable
Thermostatisation	Automatic switch; $<+5^\circ\text{C}$
Working conditions	$-30 \div +70^\circ\text{C}$
Protections	Against polarity reverse and transient
Power supply	220Vac (with DC adapter 12vdc-4A - in included box, other on request) with optional 20W PV panel
Made of	Anodized aluminum and stainless steel
Overall dimension	LxHxP: 750x550x330mm +1mt pole height (220Vac power supp.) LxHxP: 750x550x520mm +1mt pole height, with PV
Installation	Mounting on basement with dowels using the mounting plate supplied
Power consumption	$<10\text{W}$ @220Vac or with 20W solar panel
Weight	9kg (13Kg with electrical transformer)

Size and connections

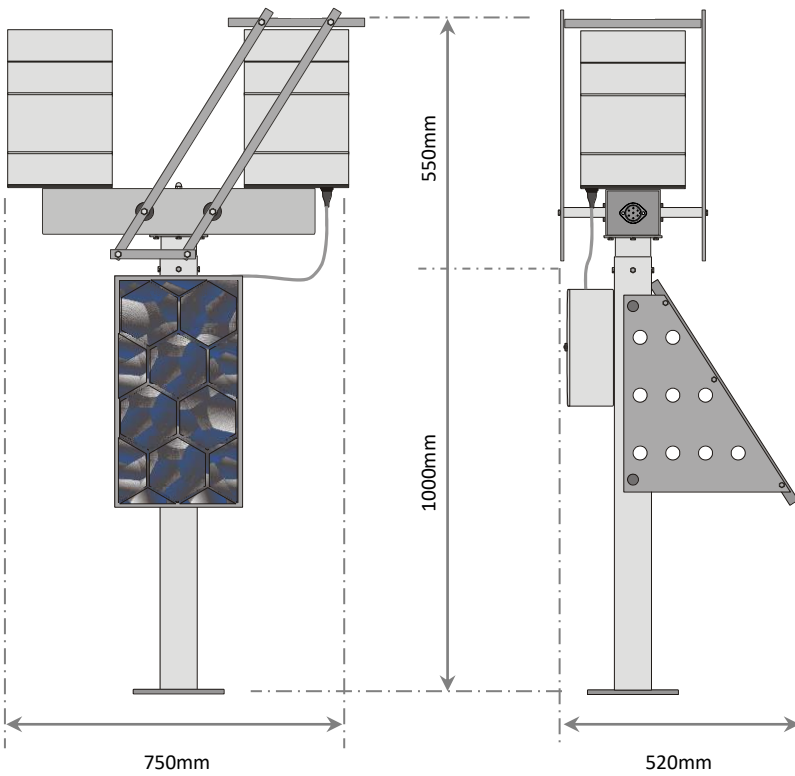
Pin	Wire	Sampler power supply
1	Yellow	--
2	White	N.C. Close contact from Rain sensor
3	Green	N.O. Open contact from Rain sensor
4	Grey/Orange	Gnd
5	Red	+12Vdc rain sensor
6*	Red 0.75	MT+ motor
7*	Black 0.75	MT- motor



Model with primary power supply



Model with PV power supply



Order Code

Sensor	Wet&Dry with state of opening wet and dry container on relay contacts	W&D	
Output	Contacts		
Accessories	<p>QAS22012: IP65 Power Box for W&D with AC/DC adapter output 12Vdc/ 4A -110/220Vac input</p> <p>QA - PS20W: autonomous power system with PV panel 20W for W&D</p> <p>Kit-WD: Spare parts kit for WD composed of a glass container for collecting dry depositions and a 10l tank for wet depositions.</p> <p>Friction: WetDry clutch replacement</p> <p>FM: Complete gear motor unit for WetDry</p>		<p>QAS22012</p> <p>QA-PS20W</p> <p>Kit-WD</p> <p>Friction</p> <p>FM</p>

example of order code

W&D

QAS22012